


Should you require more information,
please ask your dentist.

Eduardo Anitua D.D.S., M.D., Ph.D.

NOVEMBER 2008 MA025-USA

© Dr. Eduardo Anitua

*With a small amount of blood,
we can significantly improve
treatment.*




Currently, this technique is being used with remarkable results in different fields of medicine such as oral and maxillofacial surgery, traumatology, burns, dermatology, ophthalmology, plastic surgery and general surgery...

How does
PRGF
contribute to your
treatment?

Recovery and the healing process speed up so the risk of infection or any other post-surgical complication is lessened. Using PRGF will guarantee a noticeable improvement, absence of pain and quicker healing. All in all, PRGF optimizes recovery for the patient.

WHAT IS
PRGF?

Plasma Rich
in Growth
Factors




PRGF
Protocol by
Eduardo
Anitua

Biotechnology Institute

What does the **PRGF?** technique involve

To achieve this result, just a small amount of blood from the patient needs to be drawn.



When we suffer any injury, the human body releases proteins (cellular signals) to stimulate the process of repairing that injury.

The PRGF technique isolates from the blood plasma these proteins which are responsible for wound healing and tissue regeneration. Once a therapeutic dose is applied to the treatment area, the repair process is accelerated.

To carry out this process, it is necessary to draw a small amount of blood from the patient, from which the **Plasma Rich in Growth Factors** -or proteins- is obtained through a centrifuge spinning process. This plasma is then placed where healing or regeneration of tissue and bone is needed.

Dentistry is a field of medicine that has witnessed enormous advances: this new scientific and medical knowledge is allowing your dentist to offer you more therapeutic possibilities than ever before.

We want to offer you the latest technology in bone and tissue regeneration: **PLASMA RICH IN GROWTH FACTORS** or **PRGF**.

Are there any **CONTRAINDICATIONS?**

This is the only technique that makes use of the body's own pharmacy and is offered after having proven its results in more than 10,000 patients in different fields of medicine.

This process can be considered an autograft, since it deals with the patient's own proteins which are responsible for carrying out and accelerating the repair process.

The PRGF procedure can be used on most patients and is recommended especially for those with healing problems or in need of stimulation of bone regeneration, as in the case of smokers and diabetics.

With the help of plasma rich in growth factors we can appropriately stimulate bone growth after surgical intervention, and, at the same time, achieve rapid recovery.

This process **WILL ACHIEVE**

- ▲ Regeneration of bone in post-extraction sites.
- ▲ Regeneration of bone around implants.
- ▲ Regeneration of bone in bony defects.
- ▲ Regeneration of areas after extraction of cysts.
- ▲ Improved osseointegration of dental implants.
- ▲ Faster wound healing.



Healing is enhanced